

100 YEARS



**acpac**

*Packaged Refrigeration  
Condensing Units*



*Your best solution...*

# acpac *Packaged Refrigeration Condensing Units*

## *Applications*

The Acpac series of packaged refrigeration condensing units provide a high quality professional solution for all commercial refrigeration applications.

Common applications include cabinets, coolrooms, freezers, convenience stores, restaurants, pubs and clubs, food processing and many more.

## *Features*

- Easy and cost effective installation
  - Fully wired
  - Robust powder coated enclosure
- Designed for R404A and R507 refrigerants
- Tecumseh L'Unite Hermetique compressors
- Suitable for ambient temperatures up to 46°C
  - Low operating cost
- Condenser fan control for stable operation
- Condenser coil protection
- Easy access to all serviceable components
- Oil Separator on all models
- Suction Accumulator on low temperature models



# Specifications



Cat. No.	Model	Compressor			Fan				Liquid Receiver Capacity kg @80%	Line Size mm		Nett Weight kg	Sound Power Level* dBA
		Model	MOC Amps	Volts Phase	Number Diameter mm	MOC Amps	Air Flow l/s	Volts Phase		Suct.	Liq.		
<b>Medium Temperature</b>													
259003	AP1.7M1-3	CAJ9480Z	4.1	240 V Single Phase	1 x 300	0.37	399	240 V Single Phase	2.3	12.7	9.5	68	62
259004	AP2.1M1-3	CAJ9510Z	5.2		1 x 300	0.37	399		2.3	15.9	9.5	70	63
259005	AP2.5M1-3	CAJ9513Z	6.4		1 x 300	0.37	399		2.3	15.9	9.5	70	64
259006	AP2.8M1-3	CAJ4517Z	7.1		1 x 300	0.37	399		2.3	15.9	9.5	71	65
259007	AP3.9M1-3	CAJ4519Z	9.9		1 x 350	0.70	778		2.3	15.9	9.5	71	68
259008	AP4.1M1-3	FH4524Z	10.3		1 x 350	0.70	778		3.9	15.9	9.5	81	70
259013	AP5.7M2-3	TFH4531Z	6.5	415 V 3 Phase	2 x 300	2 x 0.37	856	240 V Single Phase	6	15.9	9.5	105	69
259015	AP7.8M2-3	TFH4540Z	8.9		2 x 350	2 x 0.7	1459		6	15.9	9.5	118	75
259017	AP8.8M2-3	TAG4553Z	9.8		2 x 350	2 x 0.7	1459		9.5	22.3	12.7	146	78
259019	AP10.7M2-3	TAG4561Z	11.4		2 x 350	2 x 0.7	1402		9.5	22.3	12.7	148	78
259021	AP13.1M2-3	TAG4573Z	14.3		2 x 350	2 x 0.7	1402		9.5	22.3	12.7	150	77
259022	AP15.8M2-TAGD	2xTAGP4546Z	2 x 8.5		2 x 500	2 x 3.0	3450		12	28.6	15.9	258	83
259024	AP19.2M2-TAGD	2xTAGP4553Z	2 x 9.8		2 x 500	2 x 3.0	3450		12	28.6	15.9	259	83
259026	AP22.0M2-TAGD	2xTAGP4561Z	2 x 11.4		2 x 500	2 x 3.0	3450		12	28.6	15.9	261	83
259028	AP26.3M2-TAGD	2xTAGP4573Z	2 x 14.3	2 x 500	2 x 3.0	3450	12	28.6	15.9	265	82		
<b>Low Temperature</b>													
259032	AP1.1L1-3	CAJ2432Z	3.9	240 V Single Phase	1 x 300	0.37	399	240 V Single Phase	2.3	12.7	6.1	71	63
259034	AP1.6L1-3	CAJ2446Z	5.8		1 x 300	0.37	399		2.3	12.7	9.5	71	67
259036	AP1.9L1-3	CAJ2464Z	7.8		1 x 300	0.37	399		2.3	15.9	9.5	73	67
259038	AP2.9L1-3	FH2480Z	11.5		1 x 350	0.70	778		3.9	15.9	9.5	90	69
259043	AP3.3L2-3	TFH2511Z	5.1	415 V 3 Phase	2 x 300	2 x 0.37	856	240 V Single Phase	6	15.9	9.5	130	72
259045	AP4.8L2-3	TAG2516Z	7.3		2 x 350	2 x 0.7	1459		6	22.3	12.7	155	71
259047	AP6.2L2-3	TAG2522Z	9.4		2 x 350	2 x 0.7	1402		9.5	22.3	12.7	175	76
259048	AP10.1L2-TAGD	2xTAGP2516Z	2 x 7.3		2 x 500	2 x 3.0	3450		12	28.6	15.9	258	79
259050	AP12.7L2-TAGD	2xTAGP2522Z	2 x 9.4		2 x 500	2 x 3.0	3450		12	28.6	15.9	258	81

Capacities based on 18°C return vapour and 3 K sub-cooling  
 \* Subtract 17dBA to convert to sound pressure at 3m distance

# Medium-High temperature application R404A and R507

Cat. No.	Model	Ambient Temp. C	Saturated Suction Temperature: C						
			-15	-10	-5	0	5	10	15
259003	AP1.7M1-3	32	1229	1521	1785	2118	2452	2796	3141
		35	1162	1417	1696	1995	2309	2666	2997
		38	1087	1329	1591	1931	2194	2502	2808
		43	973	1195	1436	1848	1985	2264	2539
259004	AP2.1M1-3	32	1482	1796	2156	2517	2882	3235	3633
		35	1406	1706	2031	2370	2747	3087	3402
		38	1318	1617	1927	2250	2573	2885	3241
		43	1183	1441	1739	2032	2322	2601	2924
259005	AP2.5M1-3	32	1680	2107	2536	2978	3500	3960	4392
		35	1589	1970	2412	2843	3278	3792	4217
		38	1476	1865	2254	2655	3125	3537	3920
		43	1319	1675	2032	2398	2823	3196	3540
259006	AP2.8M1-3	32	2019	2428	2870	3383	3843	4272	4797
		35	1896	2280	2735	3168	3591	4092	4457
		38	1796	2161	2555	3015	3422	3797	4271
		43	1613	1942	2297	2719	3084	3417	3697
259007	AP3.9M1-3	32	2527	3103	3761	4444	5168	5926	6831
		35	2392	2944	3541	4180	4923	5646	6390
		38	2236	2759	3355	3963	4603	5371	6086
		43	1994	2473	3017	3565	4139	4734	5485
259008	AP4.1M1-3	32	2767	3506	4266	5077	6038	6936	7840
		35	2598	3269	3987	4827	5639	6470	7515
		38	2394	3075	3763	4489	5361	6163	6964
		43	2085	2720	3351	4010	4688	5544	6274
259013	AP5.7M2-3	32	3957	4836	5741	6782	7669	8479	9458
		35	3647	4483	5454	6324	7298	8122	8796
		38	3412	4222	5051	6012	6777	7534	8424
		43	2969	3725	4652	5393	6091	6778	-
259015	AP7.8M2-3	32	5766	6720	7796	8946	10305	11484	12573
		35	5324	6244	7401	8516	9650	10746	12042
		38	4982	5876	6876	7933	9184	10243	11204
		43	4240	5189	6127	7110	8087	9243	10103
259017	AP8.8M2-3	32	5873	7243	8786	10634	12284	14228	15622
		35	5420	6719	8349	9915	11762	13241	14478
		38	5073	6328	7736	9432	10916	12691	13907
		43	4313	5585	6886	8467	9823	11029	-
259019	AP10.7M2-3	32	7260	8852	10575	12696	14663	16539	18783
		35	6823	8220	10046	11860	13692	15858	17466
		38	6387	7740	9322	11276	13053	14723	16758
		43	5437	6835	8306	9876	11762	13272	-
259021	AP13.1M2-3	32	9210	10757	12848	14784	17189	19017	20502
		35	8455	10194	11923	14131	15978	17623	19790
		38	7930	9367	11314	13075	14767	16902	-
		43	6897	8246	9765	11712	13252	-	-
259022	AP15.8M2-TAGD	32	9703	12745	15781	19227	22268	25050	28365
		35	9112	11843	14996	17948	20771	24038	26361
		38	8367	11152	13914	17074	19816	22294	25319
		43	7272	9856	12401	14932	17855	20103	22477
259024	AP19.2M2-TAGD	32	12378	15419	19177	23085	27143	31737	35672
		35	11620	14555	17953	21651	25897	29775	33397
		38	10714	13507	16968	20535	24214	28401	31906
		43	9345	11937	15162	18456	21835	25113	28883
259026	AP22.0M2-TAGD	32	14886	18289	21971	25965	30632	34773	38585
		35	13982	17020	20521	24728	28694	32531	37014
		38	12854	16019	19405	23052	27332	31049	34416
		43	11190	14167	17316	20688	24084	28059	31084
259028	AP26.3M2-TAGD	32	19070	22427	26295	31107	35405	40609	44434
		35	17566	20776	24990	29002	33886	37834	41253
		38	16459	19574	23135	27585	31466	35058	39591
		43	14340	17264	20583	24756	28316	31563	32147

Capacities based on 18°C return vapour and 3 K sub-cooling

# Low temperature application R404A and R507



Cat. No.	Model	Ambient Temp. C	Saturated Suction Temperature: C						
			-40	-35	-30	-23.3	-20	-15	-10
259032	AP1.1L1-3	32	312	452	627	910	1065	1333	1632
		35	285	420	583	851	998	1261	1547
		38	257	387	542	798	938	1180	1450
		43	-	331	473	705	833	1053	1300
259034	AP1.6L1-3	32	513	715	948	1315	1512	1856	2220
		35	470	663	885	1252	1430	1745	2088
		38	375	616	828	1170	1337	1649	1977
		43	-	535	730	1032	1194	1479	1778
259036	AP1.9L1-3	32	912	1200	1531	1963	2078	2252	2675
		35	851	1125	1448	1861	1972	2139	2545
		38	795	1057	1355	1757	1855	2003	2381
		43	692	939	1213	1567	1660	1802	2146
259038	AP2.9L1-3	32	857	1271	1741	2467	2852	3518	4209
		35	755	1158	1613	2327	2697	3307	4007
		38	593	1056	1496	2174	2543	3128	3754
		43	-	875	1289	1911	2236	2804	3378
259043	AP3.3L2-3	32	1730	2032	2503	3390	3910	4743	5617
		35	1556	1892	2346	3178	3642	4497	5338
		38	1413	1708	2146	2986	3431	4177	4952
		43	1148	1437	1853	2606	3046	3728	4432
259045	AP4.8L2-3	32	2100	2634	3406	4792	5590	6865	8212
		35	1900	2418	3194	4494	5211	6404	7792
		38	1726	2224	2929	4184	4907	6050	7241
		43	1403	1875	2532	3689	4355	5399	6482
259047	AP6.2L2-3	32	2970	3567	4455	6088	7037	8563	10179
		35	2678	3267	4177	5710	6562	7992	9667
		38	2430	3004	3828	5316	6180	7549	8987
		43	1973	2529	3307	4687	5485	6739	8046
259048	AP10.1L2-TAGD	32	4386	5320	6750	10062	10999	13503	16118
		35	3858	4782	6290	9345	10230	12798	15327
		38	3471	4386	5736	8772	9640	11897	14519
		43	2776	3672	4954	7757	8568	10627	12731
259050	AP12.7L2-TAGD	32	6314	7415	9144	12734	14243	17657	21182
		35	5573	6684	8374	11986	13447	16506	19792
		38	4999	6111	7770	11100	12485	15586	18741
		43	3996	5109	6704	9819	11101	13939	16800

Capacities based on 18°C return vapour and 3 K sub-cooling.

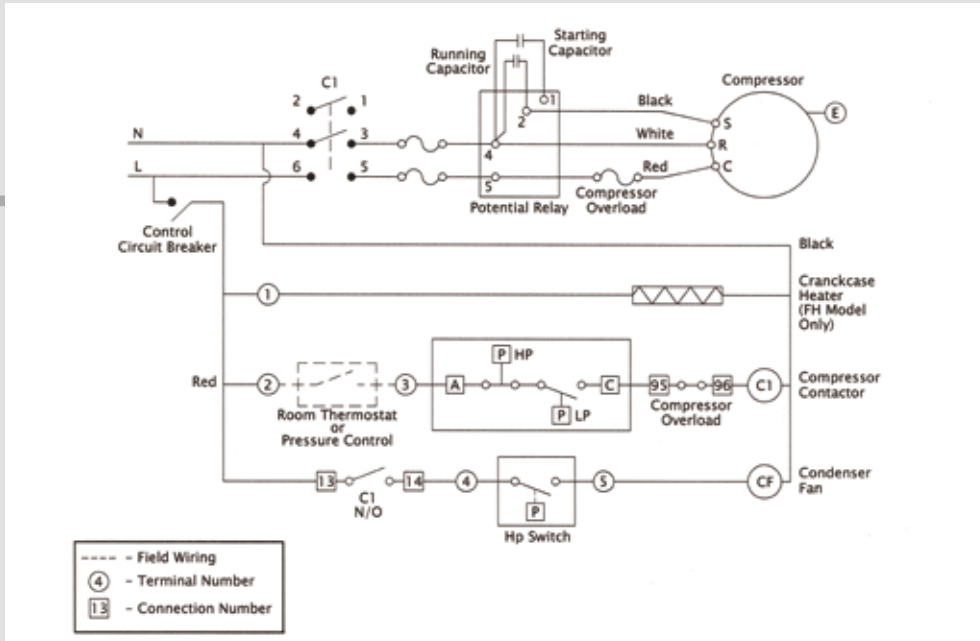
FACTOR

## Dimensions

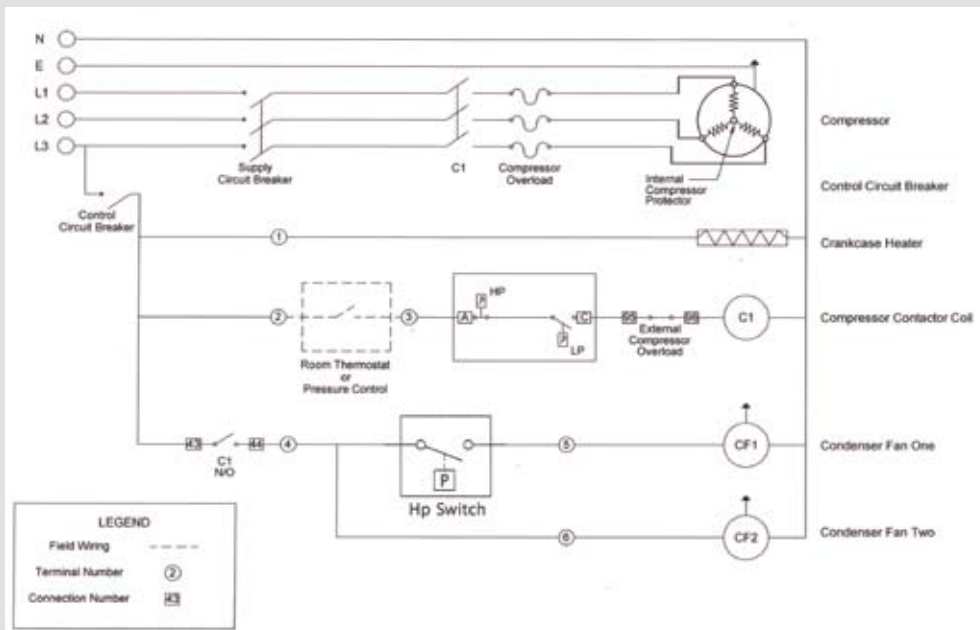
Overall Dimensions : mm				Case		Mounting Holes	
Model	Length	Width	Height	Width	Height	Length	Width
1 Phase 1 Compressor	1070	480	750	480	650	1030	440
3 Phase 1 Compressor	1285	625	820	585	660	895	610
3 Phase 2 Compressors	1660	790	1015	735	885	715 + 715	750



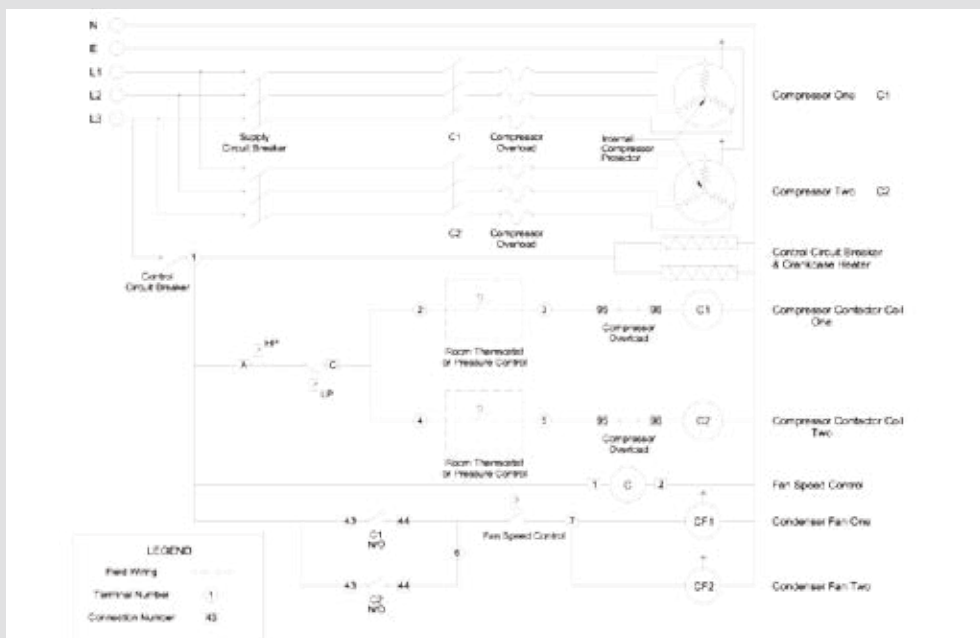
# Wiring Diagrams



1 Phase  
1 Compressor



3 Phase  
1 Compressor



3 Phase  
2 Compressors

## **STATE HEAD OFFICES**

### **Victoria/Tasmania**

19 King Street, Blackburn

Tel 03 9894 1033

Fax 03 9894 3378

### **New South Wales/Australian Capital Territory**

42-46 Percy Street, Auburn

Tel 02 9749 8383

Fax 02 9646 2634

### **South Australia**

142 Richmond Road, Marleston

Tel 08 8234 1191

Fax 08 8234 1402

### **Queensland/Northern Territory**

32 Perrin Place, Salisbury

Tel 07 3875 0400

Fax 07 3277 7608

### **Western Australia**

40 Abernethy Road, Belmont

Tel 08 9277 5922

Fax 08 9277 9729



***Your best solution...***

***[www.actrol.com.au](http://www.actrol.com.au)***